



KitsapCounty

Public Safety Funding

BUDGET COMMUNITY MEETINGS

Kristofer Carlson, Budget Manager, Department of
Administrative Services
Amber Dunwiddie, Director, Department of
Administrative Services

June 2026



KitsapCounty

Board of County Commissioners

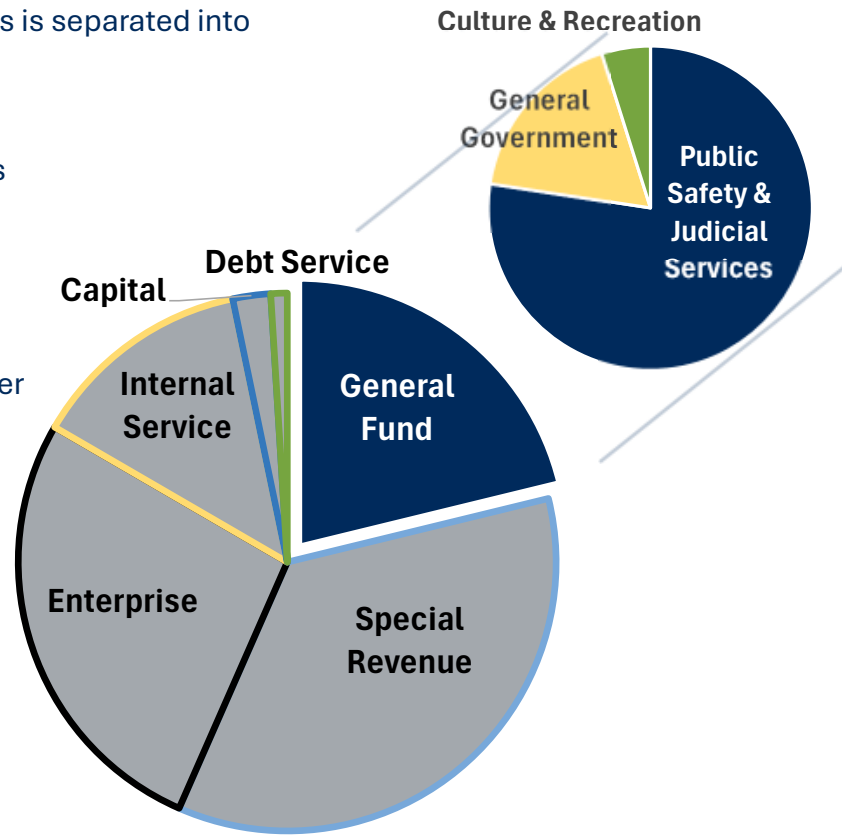
Understanding the Kitsap County Budget

All of the money the County receives is separated into different buckets called funds.

More than 75% of revenue sources, like federal grants, fees, and various taxes are restricted, and can only support specific services.

The **General Fund** is the County's largest individual fund and the center of County budget challenges.

It finances most of the traditional services associated with County government.



The General Fund's primary sources of revenue are Property and Sales Taxes. The health of the fund is tied to changes in the local economy.

Most of the budget deliberations center around this fund since it allows for resource allocation flexibility.

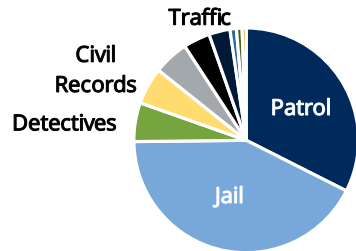
The next several pages summarize budget challenges and drill into significant cost drivers over the last several years that have led to our difficult budget situation.



Public Safety & Judicial Services

The Sheriff and Prosecutor's budgets are 53% of the General Fund's total expenditures. Other similar critical functions like Superior Court, District Court, Juvenile, Public Defense, Clerk and the Medical Examiner add up to an additional 23%.

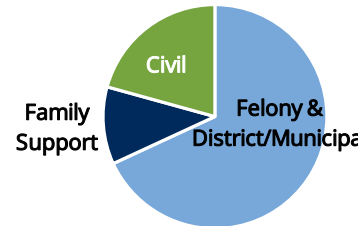
SHERIFF



Funded Positions

Deputy/Sergeant	114.00
Corrections Officer/Sergeant	90.00
Support Guild	33.00
Lieutenant	8.00
Other	18.60

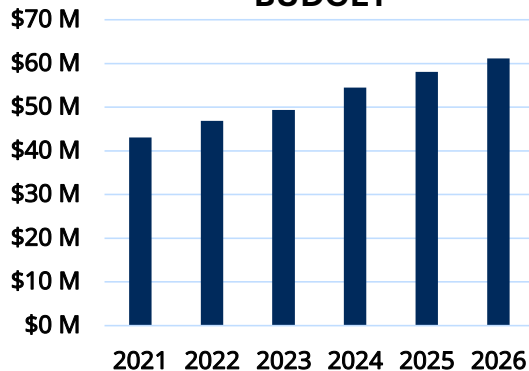
PROSECUTOR



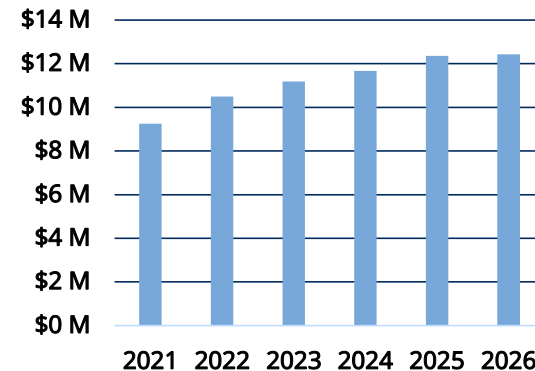
Funded Positions

Attorney	42.00
Legal Assistant	15.00
Other	17.75

BUDGET

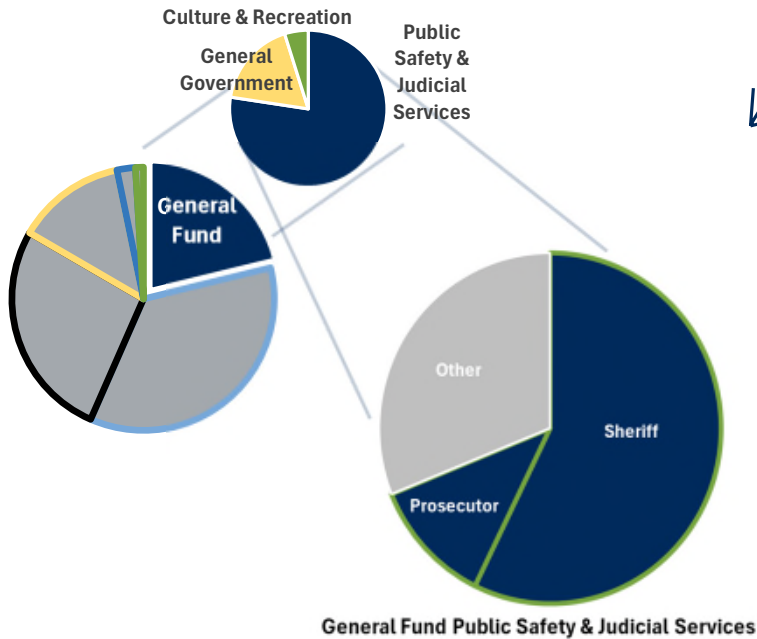


BUDGET

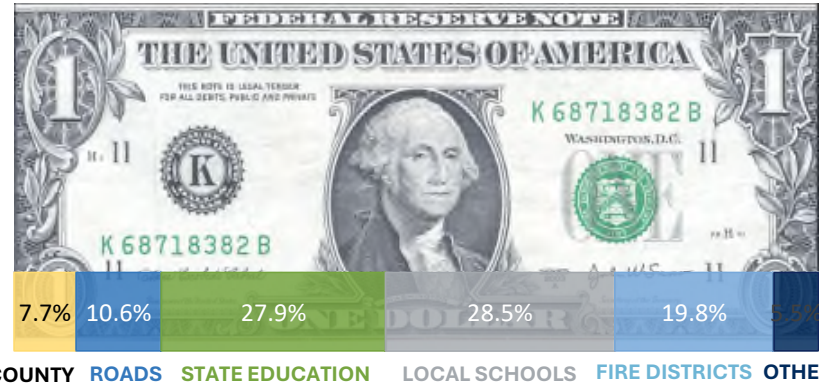


Property Taxes

Example of Tax Distribution
- Where the Money Goes



*If you live in a city, then your dollar bill looks different.



Location	Assessed Home Value	Kitsap General Fund	Fire	Schools	Other
City of Bainbridge Island	\$850,000	\$552	\$935	\$3,787	\$1,540
City of Poulsbo	\$601,000	\$391	\$1,202	\$2,946	\$983
City of Port Orchard	\$410,000	\$266	\$795	\$1,812	\$711
Unincorporated South Kitsap	\$375,000	\$243	\$727	\$1,656	\$493
Unincorporated Central Kitsap	\$510,000	\$331	\$1,108	\$2,534	\$744

*Above are specific examples of individual homes in each location – your tax distribution may look different

STRUCTURAL REVENUE PROBLEM

Property Tax Revenues

One of our primary revenue sources, has grown 21% in the last ten years. In that same time, General Fund expenses have increased 46%. The Property Tax levy in 2017 was \$1.00/\$1,000 of assessed value and in 2026 it is \$0.58/\$1,000. Levy rates have decreased as home values have increased to ensure that we collect only 1% more than the prior year's levy, which is state law. Other revenues like Sales Tax, grants, and in recent years, investment interest, have helped to fill the gap.

	2017	2026 Budget	2027 Forecast	% Change
Property Tax Revenues	\$31,375,255	\$38,000,000	\$38,722,000	21%
Kitsap County Sheriff's Office	\$37,184,559	\$61,129,637	\$65,141,428	64%
Total Kitsap County General Fund	\$94,503,866	\$137,979,583	\$147,789,281	46%



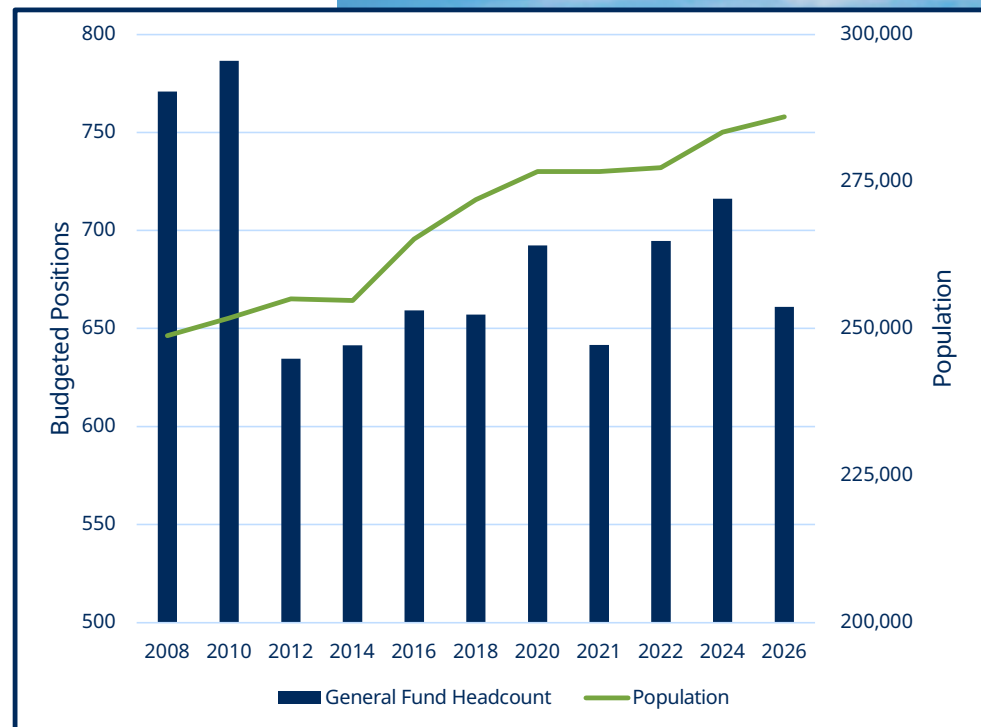
SIGNIFICANT COST DRIVERS

Jail Medical Contract	Next year it will cost \$7.5M to provide medical services in the Jail. In 2020, this cost was \$3.2M, and in 2017, it was \$1.8M. The current contract will reach \$8.6M in 2029, a 49% increase over 2025.
Insurance	The county is self-insured for property, casualty, liability, and worker's compensation. Insurance premiums have doubled the cost of the Risk Management program since 2019, previously \$4M per year. This is still less costly than insuring through a third party.
Medical Benefits Cost	Medical benefits costs have increased by 44% since 2023 with total expenses exceeding \$34M.
Cost of Labor	More than 70% of costs in the general fund are people. Headcount is virtually flat over a 20-year period, but salary increases for union and non-union staff are driving these costs up faster than revenues are increasing.
Sheriff Overtime Costs	The overtime budget has increased by \$1.5M or 135% between 2020 and 2026, mainly due to salary increases and vacancies for protected leave and retirement.
Body Cameras	Body-worn cameras were added to the budget in 2024 – increasing the KCSO operating budget by \$1M per year.
Office of Public Defense Standards	As requirements for caseload standards increase, it is estimated that OPD would need to add more than 40 staff to meet regulations, increasing the cost of indigent defense by more than \$9.5M over a period of ten years.



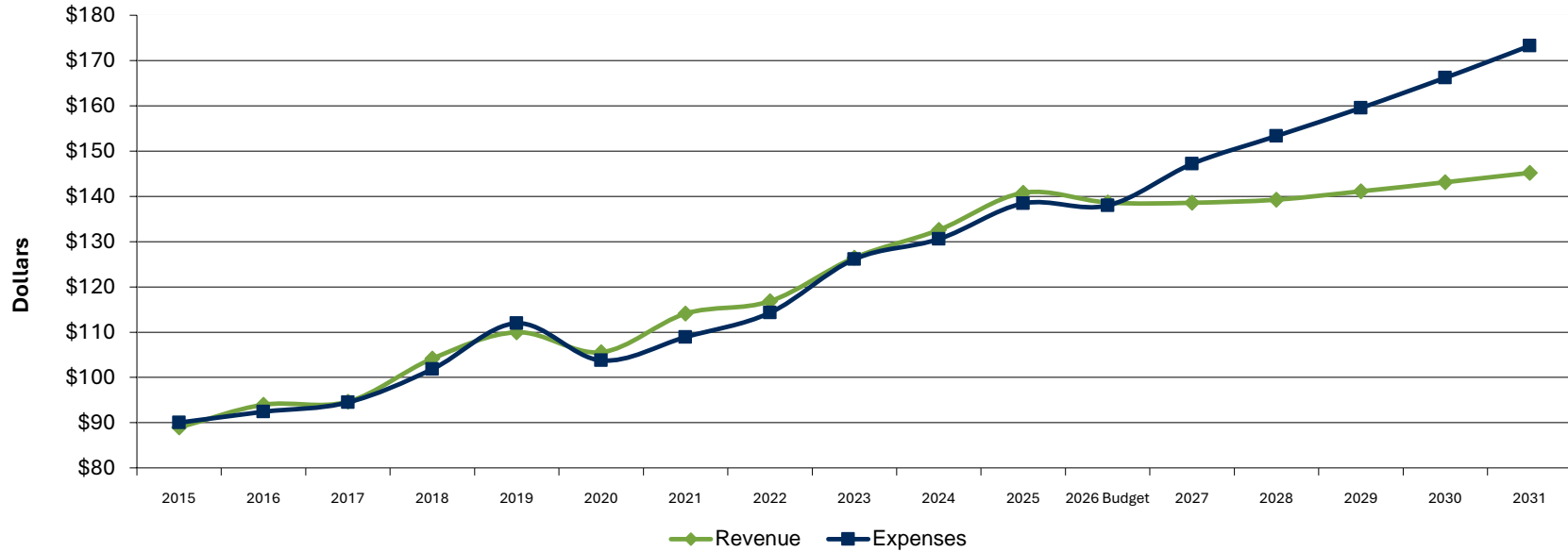
What Have We Done About This Problem?

- Deep dive on other funds – Internal Services & Special Revenues
- Departments absorbed cost increases for supplies and services
- Raised jail bed revenues and Medicaid reimbursement
- Community presentations
- Maximized grants
- Internal reorganizations
- Interfund departments absorbed costs and limited rate increases
- Implemented hiring freeze
- Conducted community survey
- Staffing reductions



Status Quo Services

	2025	2026 Budget	2027	2028	2029
Revenue	\$ 140,804,593	\$ 138,638,011	\$ 138,601,615	\$ 139,288,501	\$ 141,120,348
Expense	\$ 138,449,172	\$ 137,979,583	\$ 147,189,281	\$ 153,356,527	\$ 159,562,421
Reserves	\$ 39,208,274	\$ 39,866,702	\$ 31,279,035	\$ 17,211,009*	\$ (1,231,063)



* Our policy is to maintain two months of operating expenses in reserves for cashflow purposes – currently \$23 million



Estimated Impacts

Status Quo Services

Total forecasted expenditures with no changes to headcount and estimates for inflation - \$9.8 Million increase over the 2026 budget - or 7.1%

- Public safety & judicial services estimated to increase by \$7.5M
- Medical benefits cost increasing by \$3.1M
- Supplies/Services - jail medical, special legal and court services, and indigent defense increasing by \$2M
- Utilities and fuel costs impact the budgets of the Sheriff, Prosecutor, Juvenile Services, and Parks

Department	2026 Budget <i>All Expenditures</i>	2027 "Status Quo Services" Budget
Human Services	\$929,346	\$969,134
Emergency Management	\$1,289,726	\$1,365,079
District Court	\$5,072,913	\$5,477,719
Human Resources	\$2,321,441	\$2,503,652
Sheriff	\$61,129,637	\$65,141,428
County Commissioners	\$2,670,330	\$2,863,125
Treasurer	\$1,561,234	\$1,684,809
Parks	\$6,709,595	\$7,300,888
Public Defense	\$5,926,957	\$6,467,283
Assessor	\$3,457,531	\$3,770,986
Medical Examiner	\$1,941,044	\$2,098,587
Auditor	\$2,680,106	\$2,915,603
Community Development	\$3,009,429	\$3,255,397
Superior Court	\$4,824,181	\$5,118,078
Clerk	\$4,802,749	\$5,223,960
Administrative Services	\$1,033,876	\$1,123,078
Prosecutor	\$12,431,482	\$13,498,640
Juvenile	\$9,210,040	\$9,884,318
GA&O	\$6,977,966	\$7,127,519
	\$137,979,583	\$147,789,281

Specific Policy Direction

Budget Items

- Therapeutic Court Funding Model
- Management & Replacement of Sheriff Vehicles
- Internal Services Departments – Budget Deep Dives
- County Road Fund – Deep Dive
- Revenue Options – Sales Tax Increase
- Solve for Budget Gap of \$7 Million



KitsapCounty

Board of Commissioners

Understanding Revenue Options

HB2015 Councilmanic Sales Tax – Option 1

A councilmanic sales tax may be implemented by a vote of the legislative body rather than by a direct vote of the citizens.

This councilmanic sales tax would increase Kitsap County sales tax rates by 0.1%. The average taxpayer would pay \$20-\$40 more per year in sales tax.

Funding is restricted to spending on "criminal justice purposes" broadly defined.

Assuming successful implementation by January 1, 2027, the six-year forecast would change as shown below.



	2025	2026 Budget	2027	2028	2029	2030	2031
Revenue	\$ 140,804,593	\$ 138,638,011	\$ 146,326,615	\$ 147,245,251	\$ 149,315,800	\$ 151,573,953	\$ 153,902,732
Expense	\$ 138,449,172	\$ 137,979,583	\$ 147,189,281	\$ 153,356,527	\$ 159,562,421	\$ 163,226,780	\$ 173,259,721
Reserves	\$ 39,208,274	\$ 39,866,702	\$ 39,004,035	\$ 32,892,759	\$ 22,646,139	\$ 7,993,313	\$ (11,363,676)

Taxpayer Financial Impact

HB2015 Councilmanic Sales Tax

	Taxable Spending on Goods & Services	Annual Estimated Impact 1/10th of 1%
Citizen Impact	\$15,000	\$ 15
	\$30,000 - Average	\$ 30
	\$60,000	\$ 60

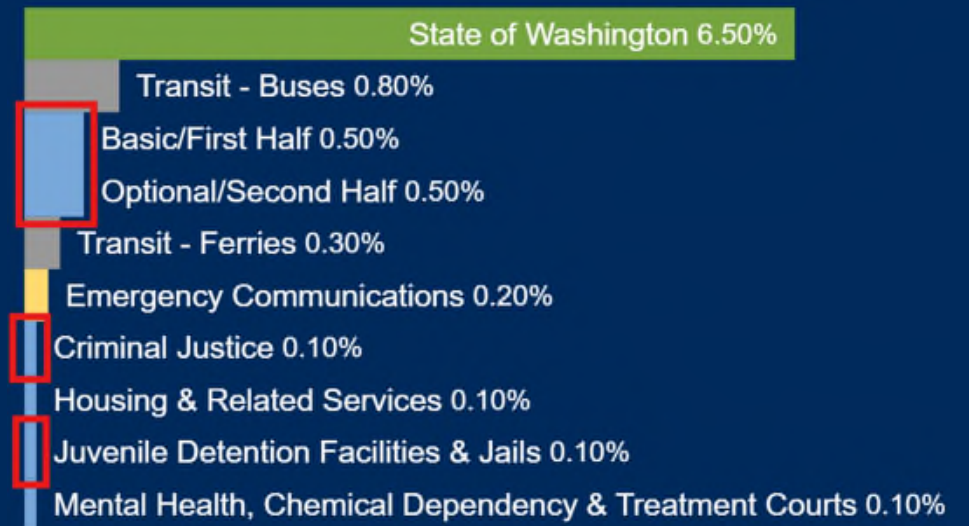
Kitsap County's current sales tax rate is 9.2%.

A breakdown is provided on the right where items in blue are retained by Kitsap County to provide services.

Most of the components outlined in red directly support existing General Fund services.

Some of the above components are shared with cities and others are remitted directly to a different tax authority.

HB 2015 1/10th of 1% = \$7.7 Million Tax Revenue



Fund Balance & Cuts

Solving for a \$7M Budget Gap – Option 2
 Example of the Elimination of 45-60 Positions

Status Quo Services

	2025	2026 Budget	2027	2028	2029	2030	2031
Revenue	\$ 140,804,593	\$ 138,638,011	\$ 138,601,615	\$ 139,288,501	\$ 141,120,348		
Expense	\$ 138,449,172	\$ 137,979,583	\$ 147,189,281	\$ 153,356,527	\$ 159,562,421		
Reserves	\$ 39,208,274	\$ 39,866,702	\$ 31,279,035	\$ 17,211,009	\$ (1,231,063)		

Elimination of 45-60 positions in 2027

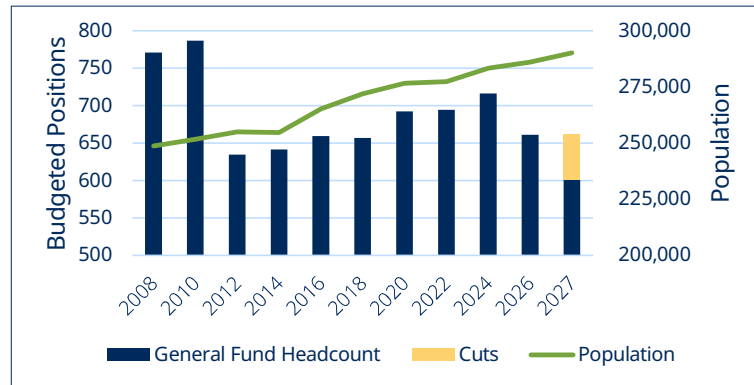
	2025	2026 Budget	2027	2028	2029	2030	2031
Revenue	\$ 140,804,593	\$ 138,638,011	\$ 138,601,615	\$ 139,288,501	\$ 141,120,348	\$ 143,132,637	\$ 145,208,176
Expense	\$ 138,449,172	\$ 137,979,583	\$ 140,162,181	\$ 146,392,638	\$ 152,389,614	\$ 158,838,789	\$ 165,650,091
Reserves	\$ 39,208,274	\$ 39,866,702	\$ 38,306,136	\$ 31,202,000	\$ 19,932,733	\$ 4,226,581	\$ (16,215,333)

Options for the 2027 Budget

Option 1 - HB2015 Councilmanic Sales Tax

	Taxable Spending on Goods & Services	Annual Estimated Impact 1/10th of 1%
Citizen Impact	\$15,000	\$ 15
	\$30,000 - Average	\$ 30
	\$60,000	\$ 60

Option 2 – Eliminate Headcount & Services



General Fund Public Safety Departments	Funded Positions	General Fund Other Departments	Funded Positions
Clerk – Court Clerk	27.20	Administrative Services	5.50
Clerk – Other	9.00	Assessor	23.00
District Court – Court Clerk & Probation	14.00	Auditor	18.05
District Court – Judges	4.00	Community Development	16.85
District Court – Other	9.50	County Commissioners	14.00
Juvenile – Detention Officer	22.00	Emergency Management	5.50
Juvenile – Court Services Officer	14.00	General Admin & Ops	1.67
Juvenile – Other	19.00	Human Resources	12.35
Medical Examiner – Investigator	6.00	Human Services	2.75
Medical Examiner – Other	3.90	Parks	38.75
Prosecutor – Attorney	42.00	Treasurer	9.00
Prosecutor – Legal Assistant	15.00		
Prosecutor – Other	17.75	Internal Service Funds	Funded Positions
Public Defense – Attorney	17.00	Risk Management	7.60
Public Defense – Legal Assistant	7.00	Auditor Elections	10.50
Public Defense – Other	3.10	ER&R Fleet Services	16.00
Sheriff – Deputy/Sergeant	114.00	Capital Facilities	27.50
Sheriff – Corrections Officer/Sergeant	90.00	Employee Benefits	2.15
Sheriff – Support Guild	33.00	Information Services	44.55
Sheriff – Lieutenant	8.00		
Sheriff – Other	18.60		
Superior Court – Judges	8.00		
Superior Court – Other	14.50		

Contact Us

Questions & More Information –
kcowa.us/budget



Board of County Commissioners
360.337.7080
kitsapcommissioners@kitsap.gov

County Sheriff
sheriff@kitsap.gov

County Prosecutor
kcpa@kitsap.gov

Kristofer Carlson
Kitsap County Budget Manager
360.337.4417
kecarlson@kitsap.gov